


Block of the Month - September

Hi all,
Here is the Block of the Month for September

PINWHEEL VARIATION



Quilts made from this traditional block are visually striking with a secondary diamond pattern that is created when they are joined together. See picture at the end of the tutorial.

Please use the colours as shown above - red, white and blue. Fabrics can be tone-on-tone or printed with patterns.

Use 1/4 inch seams to make the block.

Blocks will be trimmed to a uniform size so **don't trim** uneven edges or "square up" the block.

Cut 1 blue square 2.75 x 2.75 inch




Cut 1 strip of blue fabric 3 7/8 inch x 13 inch

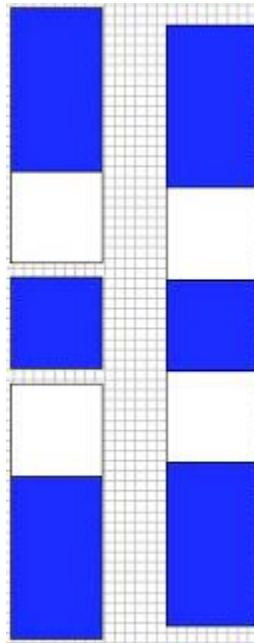
Cut 1 strip of white fabric 2.75 inch x 13 inch

Join the strips together and press the seams to one side

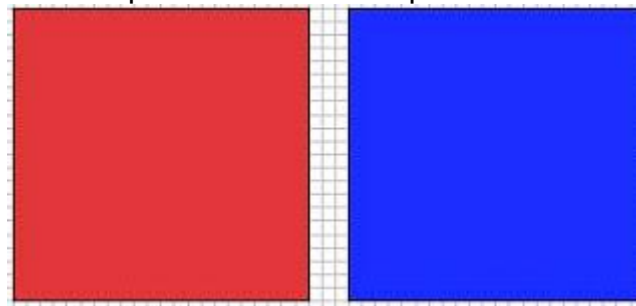
Trim off a narrow piece and then cut four pieces 2.75 inch wide from the strip



Join 2 of the cut pieces to opposite sides of the blue square to form a strip. Reserve the other 2 pieces for later.




Cut 2 red squares and 2 blue squares 6.5 x 6.5 inch




Place one red square and one blue square with right sides together.
On the wrong side of one of the squares, draw a line from corner to corner as shown.


Pin along both sides of the line, allowing room for the machine foot.
Position the machine foot along the edge of the line and sew 1/4 inch from the line.
Turn the block around and sew again along the other side of the line.
Repeat for other 2 squares.




Cut along the DRAWN line as shown.




Open each triangle piece and press the seams to one side. The result will be 4 squares as shown.




Lay out 3 pieces as shown and join together. Repeat for other 3 pieces. Press seams to one side.



Lay out the block as shown and join together. Press seams to one side.



This is the stunning quilt made with these blocks.



THANK YOU sincerely for making blocks for quilts for our Aussie Heroes.

Please send finished blocks to
Aussie Hero Quilts
PO Box 248
Cherrybrook NSW 2126